

AST251 Project 3 – Evaluating Claims of Extraterrestrial Messaging sing1643 Planet 1

Saturday 30th October, 2083

We have identified what may be an indication of extraterrestrial intelligence, as well as the planet where it may have originated. This document summarizes the information gathered so far about the candidate message and its candidate planet of origin.

Potential evidence for extraterrestrial intelligence

Astronomers have detected a broadband radio transmission that appears to have originated from this planet's solar system. The transmission has been observed to repeat itself regularly. The transmission is shown below:

```
0 0 0 0 0 0 0 1 1 1 1 1 1 1 1 0 0 0 0 0 0 0 1 1 1 1 1 1 1 1 0 0 0 0 0 0 0 1 1 1 1 1 1
1 1 0 0 0 0 0 0 0 1 1 1 1 1 1 1 1 0 0 0 0 0 0 0 1 1 1 1 1 1 1 1 1 0 0 0 0 0 0 0 1 1 1 1
1 1 1 1 0 0 0 0 0 0 0 1 1 1 1 1 1 1 1 0 0 0 0 0 0 0 1 1 1 1 1 1 1 1 1 0 0 0 0 0 0 0 1 1
1 1 1 1 1 1 0 0 0 0 0 0 0 1 1 1 1 1 1 1 1 0 0 0 0 0 0 0 1 1 1 1 1 1 1 1 1 0 0 0 0 0 0 0
1 1 1 1 1 1 1 1 0 0 0 0 0 0 0 1 1 1 1 1 1 1 1 0 0 0 0 0 0 0 1 1 1 1 1 1 1 1 1 0 0 0 0 0
0 0 1 1 1 1 1 1 1 1 0 0 0 0 0 0 0 1 1 1 1 1 1 1 1 0 0 0 0 0 0 0 1 1 1 1 1 1 1 1 1 0 0 0
0 0 0 0 1 1 1 1 1 1 1 1 0 0 0 0 0 0 0 1 1 1 1 1 1 1 1 1 0 0 0 0 0 0 0 1 1 1 1 1 1 1 1 0
0 0 0 0 0 0 1 1 1 1 1 1 1 1 0 0 0 0 0 0 0 1 1 1 1 1 1 1 1 1 0 0 0 0 0 0 0 1 1 1 1 1 1 1
1 0 0 0 0 0 0 0 1 1 1 1 1 1 1 1 0 0 0 0 0 0 0 1 1 1 1 1 1 1 1 1 0 0 0 0 0 0 0 1 1 1 1 1
1 1 1
```

This signal was first noticed at UTC 2077-08-29/08:24.

Parameters of the candidate planet of origin and its host star

| | |
|----------------------------------|------|
| Spectral Type | F |
| Stellar Luminosity (Solar Units) | 3.06 |
| Stellar Mass (Solar Masses) | 1.32 |
| Distance to Star (lightyears) | 9.7 |
| Planet Mass (Earth masses) | 0.6 |
| Atmospheric Pressure (atm) | 12.4 |

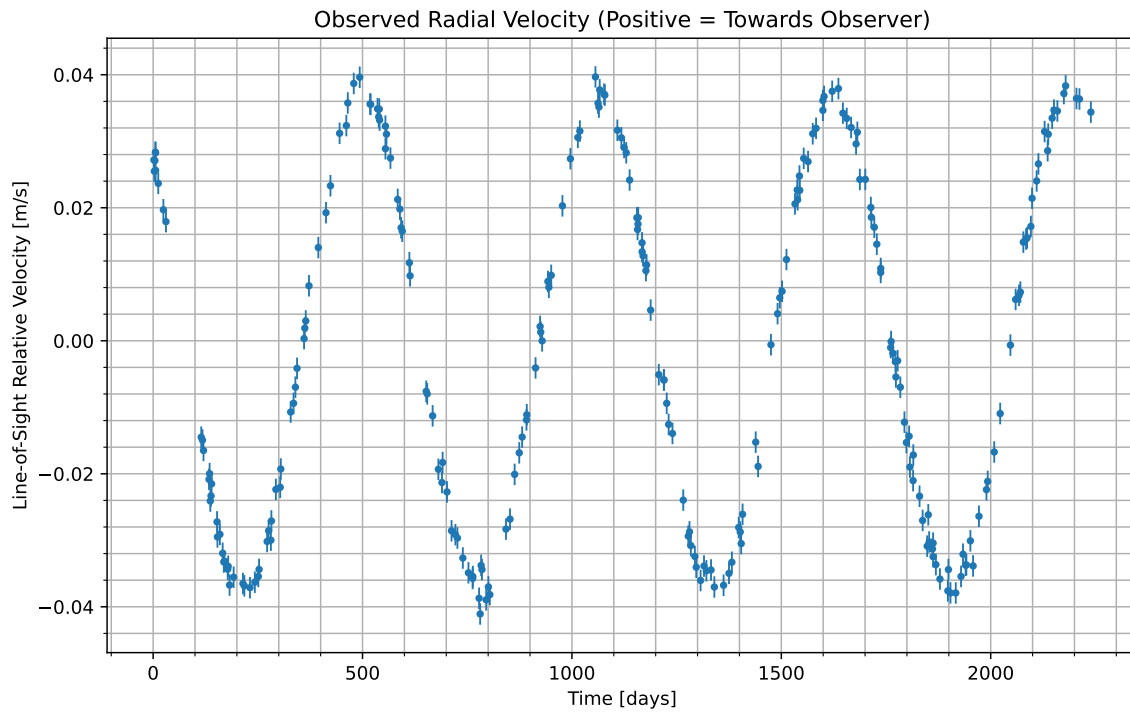


Figure 1: We have isolated the radial velocity of the host star due to the candidate planet. Data begins at UTC 2077-08-31/04:50. Positive values indicate the velocity at which the star is moving towards us; negative indicate the velocity at which it is moving away.

Atmospheric composition of the candidate planet (percent by volume)

| Molecule | Concentration |
|----------|---------------|
| N_2 | 22.3 |
| CO_2 | 47.4 |
| H_2O | 30.3 |

Gas Abundance (percent by volume)

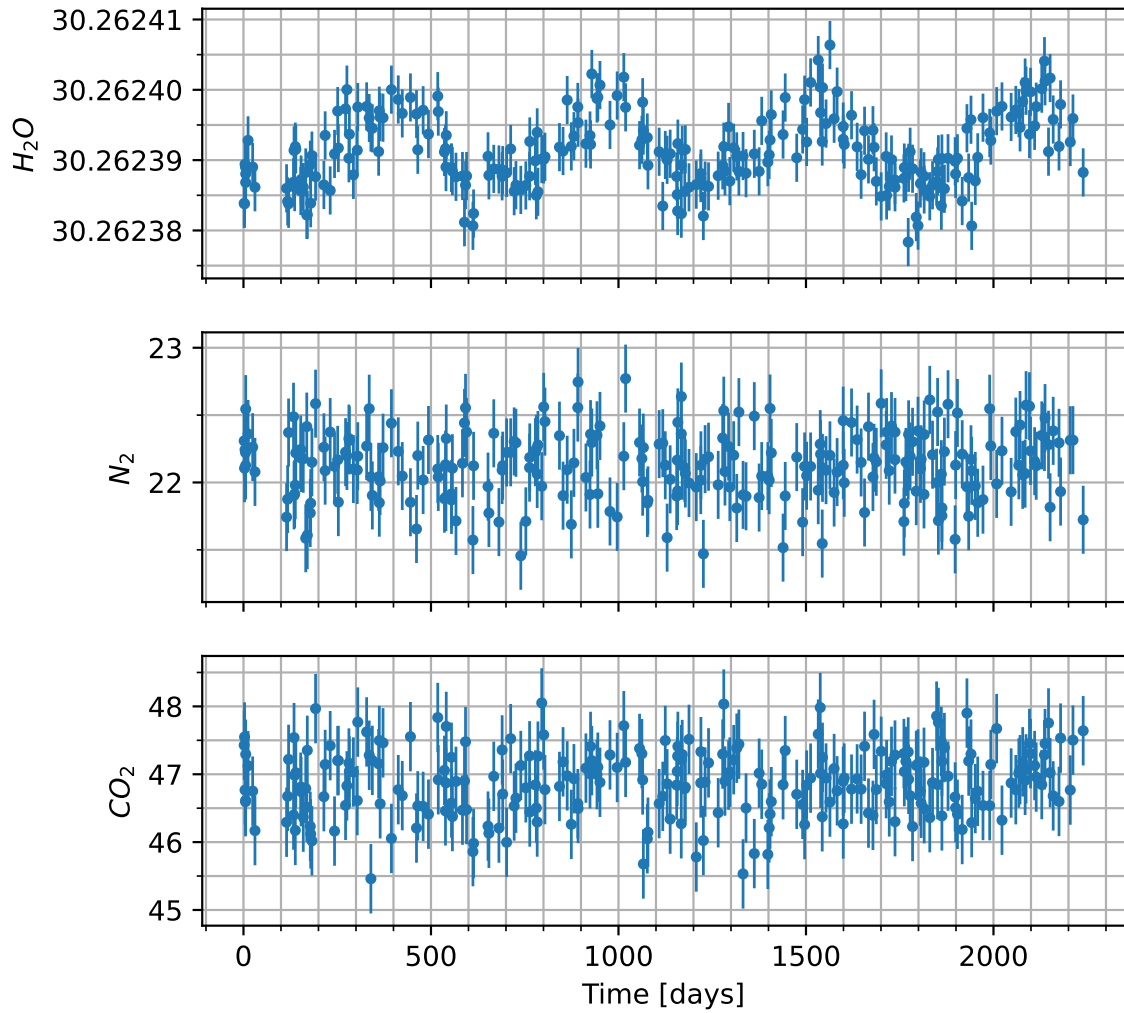


Figure 2: Concentration of various gases in the atmosphere of the candidate planet versus time. Note that the y-axis will usually only show the variation multiplied by some factor, shown in the upper left, and then added to some normal amount, also in the upper-left.

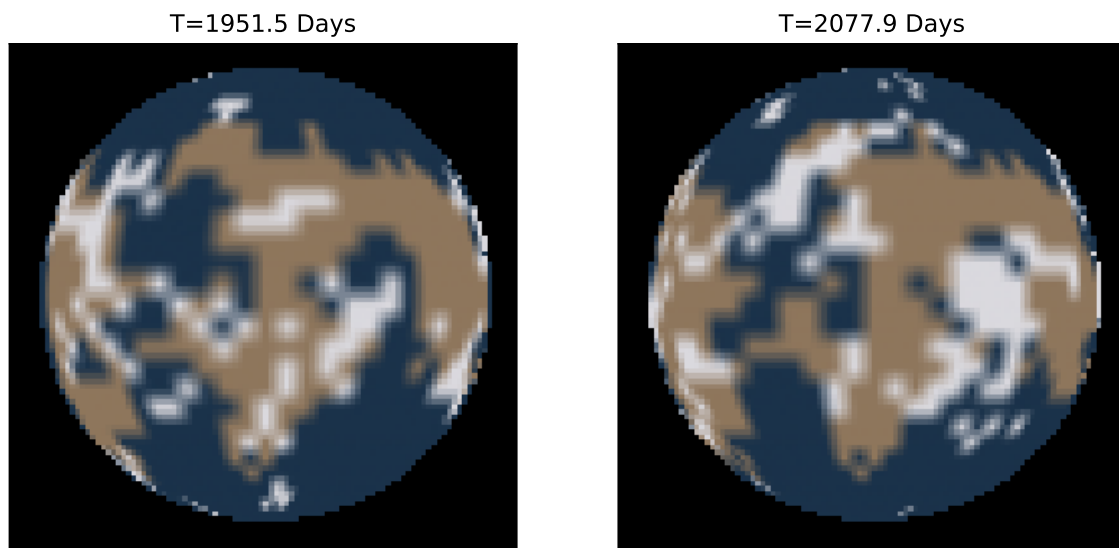


Figure 3: Maps of the surface of the candidate planet taken at two different times. Times are indicated above each image relative to the times shown in the radial velocity curve. Those maps are shown here. Tan areas indicate what we believe to be land, while blue-ish areas indicate what we believe to be liquid regions of some kind. Other colors present reflect the visible color as best as we are able to measure.